






Keeping Software Up to Date

One way to be vigilant in our digital lives is to keep our software up to date. Updating your antivirus software, operating system, and web browsers will help prevent attackers from taking advantage of known vulnerabilities.

For **Microsoft** software, updates are generally applied on a monthly basis automatically. To check for updates on community computers, *click* the **Start button**  , *select* the **gear icon**  and then *click* **Update & Security**  . *Click* **Check for updates**. If Windows Update shows your device is up to date as pictured below, you have all the Microsoft updates that are currently available. If you have an office on campus, our servers will automatically update your computers.

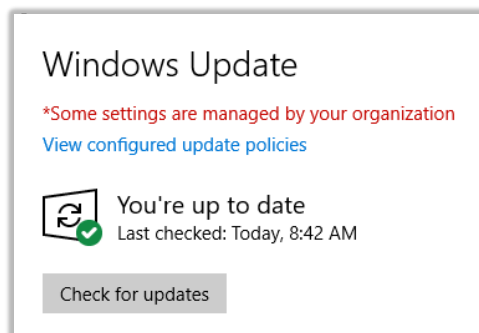
If for some reason your system will not allow a Windows Update, please contact the help desk so we can further assist you with updating the system.

To check on your antivirus software, you can look in your lower, right taskbar for one of the following icons

Symantec  or TrendMicro  . Please review the appropriate link to learn more about checking whether you are running the latest versions of protection.

[How to check for Symantec protection](#)



[How to check for TrendMicro protection](#)





For **iOS (Apple Devices)**, to check if the iOS operating system is up to date on an iPhone or iPad, *tap* **Settings > General > Software Update**. *Tap Download and Install*.

You will also want to check the App store as well for updates. To do so, *tap* the **App Store** icon, *tap* **Updates** (on the bottom of the screen), and then *tap* **Update All** (or Update next to an app or game that needs to be updated).



For most **Android (Galaxy, etc)** devices, *tap* **Settings > System Updates > Check for updates**. *Tap Download and Install* if an operating system update is available. To keep apps updated, *tap* the **Play Store** icon  , *> Menu*  *> My Apps & games > Updates tab > Update All*.

The browsers on our computers each have their own way of updating. For **Google Chrome**, updates are downloaded and applied automatically the next time you close and reopen the browser. **Firefox does** require a manual update. You can *click* the **menu button**  , *click* **help**  and *select* **About Firefox** to apply the latest version. Internet Explorer and Edge browsers update automatically with Windows updates.

Security Awareness month is a reminder of how important it is to stay on top of keeping up to date to protect our devices and data. Please take the time to check for updates on your computers, laptops, tablets, and phones. If we can provide assistance with updating, please reach out to us via phone or email at 1-800-373-7521 or helpdesk@ssndcp.org.