
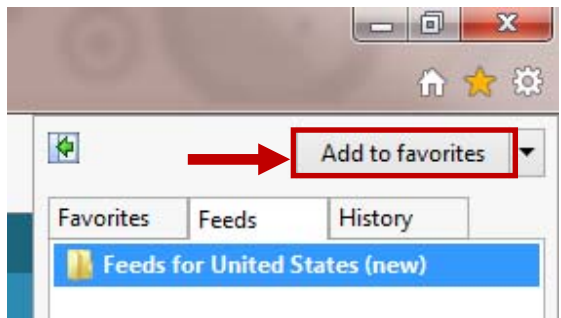


Adding a Website to Favorites in Internet Explorer

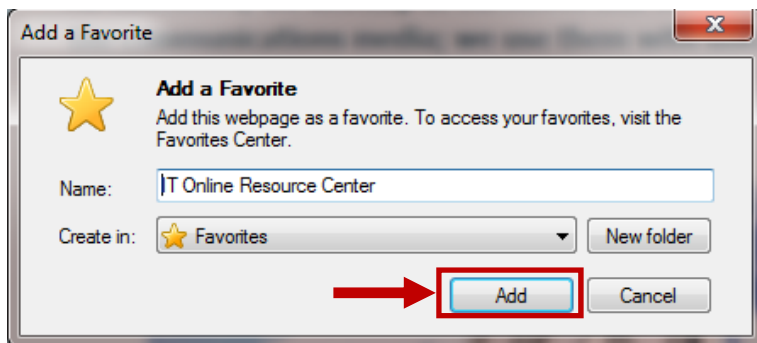
1. *Open* a website you visit or plan on visiting frequently such as www.ssndcp.org/itc
2. In the Internet Explorer window, *click* the Favorites button ☆ on the top right.



3. *Click* the **Add to Favorites** option



4. You can provide a name for the favorite or leave as is then *Click* the **Add** button.



5. To visit your favorites in the future, click the Favorites button ☆ on the top right and then click on the site you'd like to visit.

